

DISC FILTER

Removes Total Suspended Solids From Water

Conventional
water filters...
A thing
of the past...

Go for
State of art
technology!



Technology Description

Disc Filtration is the changing trend for various water and wastewater treatment applications. It offers many advantages over Sand and Multi-grade Filtration, like:

- ✓ Absolute filtration with consistent output
- ✓ Higher efficiency of filtration
- ✓ Less capital cost and lower footprint area
- ✓ Energy & water saving system
- ✓ Minimal water consumption during back-flush
- ✓ Almost zero running cost
- ✓ No tools required for service
- ✓ Additional pressure gauge & flushing point port
- ✓ Lower Footprint area




Technical Specification

- Housing- Polyamide reinforced with fiber glass
- Element- Polypropylene
- Temperature Resistance- Max.60°C
- Clamp- Stainless steel
- pH- 4 to 10
- Connection- Threaded
- Maximum working pressure- 10 Bar
- Patented Helix Technology
- Special filtration solutions available for extreme pH
- Units also available for higher working pressure up to 16 bar

Anti-Clogging Device

The helix generates a helical centrifuge effect, which keeps the particles in suspension for a long time thereby delaying the clogging. This results in zero or minimal maintenance.



Quality Water Concentration interval of suspended Solids TSS to the Quality of water and filtration grade.

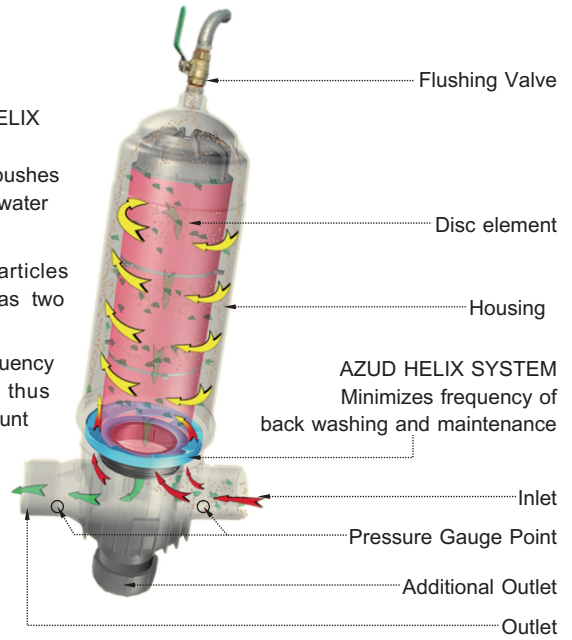
Filtration Grade (Micron)	Quality Water			
	Good	Average	Poor	Very Poor
200	0-45	45-90	90-135	135-180
130	0-40	40-80	80-120	120-160
100	0-35	35-70	70-95	95-130
50	0-25	25-50	50-75	75-100
20	0-20	20-40	40-60	60-80
5-10 (W)	0-10	10-20	20-30	30-40

Technology

Filtration Stage: The HELIX Technology generates a centrifugal effect which pushes the particles in the dirty water away from the discs.

Keeping the larger particles away from the discs has two major advantages:

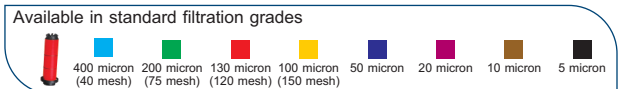
- It decreases the frequency of back washing, thus minimizing the amount of water used for flushing.
- Allows the discs to concentrate on removal of the finer particles.



Technical Data Sheet

Model	Flow rate (m ³ /h)						Dimension (mm)		Size (inch)			Filtering Surface cm ²
	130μ	100μ	50μ	20μ	10μ	5μ	Dia	Height	Inlet	Outlet	Flushing	
2N	24	20	14	06	05	04	309	597	2	2	3/4	1198
2S	30	24	17	07	07	05	309	721	2	2	3/4	1699
3N	50	40	-	-	-	-	336	727	3	3	3/4	1699
4N	48	40	28	12	10	08	341	950	4	4	3/4	2396
4S	60	48	34	14	14	10	341	1200	4	4	3/4	3398
6N	100	80	-	-	-	-	541	1200	6	6	3/4	3398

- S= Super; N= Normal
- Water flow rates based on average water quality.
- Flow data given are for general information and would vary based on water quality and type of impurities.
- Dimensions & Technical specifications are only for information. AZUD reserves the right to modify them.



APPLICATION

Sector/ Industries	Units	Use/ Function
Water & Wastewater Treatment	RO Plant / STP/ ETP/ WTP/ Swimming pool	Pre-filter/ Sediment filtration
Irrigation & Landscaping	Pumping system	Final filtration
Automobile Industries	ETP plant/Cooling tower/Metal washing	Pre-filter
Pharma, Cosmetic, Chemical & Plastic Industries	Cooling tower	Side stream filter
Food & Beverage	Process Water/Makeup water	Filtration
Municipal Water Supply	Borewell/ Tubewell	TSS/ sand removal
Domestic	Borewell, over head tank, washing machine etc.	TSS/ sand removal
Iron & Steel	Cooling water	Filtration for recirculation
Textile Industries	RO/Cooling tower/ ETP/ STP	Pre-filter
Infrastructure, Mall & Hotel	Softening Units/ Water filter system/ Swimming Pool	Pre-filter/filter